


How To Fill IIM- INDORE IPM Entrance Form 2019



Career Helpline: 011-42666000, 9999975392

www.prathamonline.com



Internet Explorer (version 10 and above) or

Go through entire instruction and then click on Close tab to proceed for application

Read the below instructions carefully, before filling the form:

- ✓ Use Mouse to move between fields for entry of data instead of using Tab Key.
- ✓ Fields marked with * are mandatory.
- ✓ Candidate has to fill in the below mentioned details to receive the User Id and Password.
- ✓ Candidate will receive the User Id in the registered email address and Password as SMS on the registered mobile number.
- ✓ Candidate can login with the User Id and Password to complete the application for IPM 2019-24 batch.
- ✓ Candidate must provide correct Name, Date of Birth, Mobile Number and Email Address as these details cannot be changed once the registration is complete.

Close

Activate Windows
Go to PC settings to activate Windows

Career Helpline: 011-42666000, 9999975392

www.prathamonline.com



Step 1: Registration to get User Id and Password

Fill your detail informations marked with *

* Name of Candidate

EG - JOHN SMITH

Note : Candidate's name should be entered as per standard X/SSC/equivalent examination certificate.

* Gender

Select Gender

* Category

Select Category

* Person with Disability (PwD)

Yes No

* Date of Birth

dd/mm/yyyy

* Email Address

Email Address

* Confirm Email Address

Confirm Email Address

* Nationality

Select Nationality

* Country of Residence

Select Country of Residence

* Mobile Number

Country Code

Mobile Number

* Confirm Mobile Number

Country Code

Mobile Number

Activate Windows

Go to PC settings to activate Windows.

Career Helpline: 011-42666000, 9999975392

www.prathamonline.com

*Country of Residence

Select Country of Residence

*Mobile Number

Country Code

Mobile Number

No special characters are allowed

*Confirm Mobile Number

Country Code

Mobile Number

NOTE: Categories Abbreviation :

- 1). General
- 2). Non-Creamy Other Backward Castes (NC-OBC)
- 3). Scheduled Castes (SC)
- 4). Scheduled Tribes (ST)
- 5). Economically Weaker Section (EWS)

Entre the captcha



Get New Image

Type the text shown in the image above.
Enter 7 characters. No spaces.
No special characters.

Help

Activate Windows
Go to PC settings to activate Windows.

Career Helpline: 011-42666000, 9999975392

www.prathamonline.com



cdn.digialm.com says

The information once submitted can not be modified. Click on OK if you have verified the information to be correct and to submit else click CANCEL to review again and then to submit.

OK Cancel

stmkqhk

Help

Declaration by Candidate

I hereby declare that I have carefully read the instructions and the Admission Procedure (Domestic Applicants), all particulars stated in this Registration Form are true and correct to the best of my knowledge and belief.If any information provided is false or incorrect, I shall abide by the actions and decisions taken by IIM Indore.

Click on ok tab and then select the I agree tab and click on submit tab to move forward to next step

I Agree

Submit

Activate Windows
Go to PC settings to activate Windows.

Version 13.06.01

Career Helpline: 011-42666000, 9999975392

www.prathamonline.com



Registration Details

NOTE: You have successfully completed the Step - 1 of registration. Your User Id and Password have been sent to your registered E-Mail Id & Mobile Number respectively. Kindly click on Fill The Application Form Button on top right corner of this page to proceed with your Application.

Go through the information provided here to proceed with your application

Personal Details

Application Number
AT9000781

Name of Candidate

Category

Gender

Person with Disability (PWD)

General

Female

No

Career Helpline: 011-42666000, 9999975392

www.prathamonline.com

Personal Details

Academics Details

Centre Preference Details

Payment Details

Personal Details

Fill all the information marked with *

Name of the Candidate

*Father's/ Guardian's Name

Mother's Name

Other Personal Details

Date Of Birth

Gender of Candidate

Category

Nationality

Female

General

Indian

Activate Windows
Go to PC settings to activate Windows.

Career Helpline: 011-42666000, 9999975392

www.prathamonline.com

Correspondence Address

Fill your correspondence Address


*Address Line 1 <input type="text" value="Address Line 1"/>	Address Line 2 <input type="text" value="Address Line 2"/>	Address Line 3 <input type="text" value="Address Line 3"/>	Country India
*State/ Union Territory <input type="text" value="Select State/ Union Territory"/>	*Village/ Town/ City <input type="text" value="Select Village/ Town/ City"/>	District <input type="text" value="District"/>	*Pin Code <input type="text" value="Pin Code"/>
Email Address <input type="text"/>	Mobile No 91 <input type="text"/>	Mobile Number (Alternate) <input type="text" value="Country Code"/> <input type="text" value="Mobile Number"/>	Email Address (Alternate) <input type="text" value="Email Address"/>

No special characters are allowed

Upload Documents

- NOTE :**
1. The EWS/ NC-OBC/ SC/ ST/ PwD Form V / Form VI / Form VII certificate should be in the prescribed format issued by the competent authority.
 2. Your name on the certificate should match with the name you have mentioned during Registration.

Activate Windows
Go to PC settings to activate Windows.



Career Helpline: 011-42666000, 9999975392

www.prathamonline.com

Email Address

Mobile No
91

Mobile Number (Alternate)
 Country Code Mobile Number

Email Address (Alternate)
 Email Address

No special characters are allowed

Upload your recent colour passport size photograph with white background and the signature. After uploaded click on save and next button to proceed to the next step

- NOTE:** 1. The EWS/ NC-OBC/ SC/ ST/ P
2. Your name on the certificate should match with the name you have mentioned during registration.

To upload scanned copy of passport size photograph and signature. * [Click here to upload](#)

[CLICK HERE](#) To view sample format for photo and signatures upload.

[SAVE & NEXT](#)

Activate Windows
Go to PC settings to activate Windows.

Version 13.06.01

Career Helpline: 011-42666000, 9999975392

www.prathamonline.com

Standard X / SSC / Equivalent Examination Details

Fill your academic Information. You need to upload X marksheet copy in PDF format

*Aggregate Marks in percentage (Up to 2 decimal places)

*Standard X / SSC / Equivalent Examination Board Name

*School Name

*Month/ Year of Completion

To upload scanned copy of Standard X / SSC / Equivalent Examination Marksheet. * [Click here to upload](#)

NOTE : The percentage of marks obtained by the candidate in X and XII Standard would be calculated based on the aggregate marks of all subjects that appear in the mark sheet/ grade sheet, irrespective of the Board's regulation. In case the candidates are awarded letter grades or grades points instead of marks, the conversion of grades to the percentage of marks would be based on the procedure certified by the Board/ Competent Authority explaining the method of conversion from where they have obtained the certificate.

Standard XII / HSC / Diploma/ Equivalent Details

Activate Windows
Go to PC settings to activate Windows.

Career Helpline: 011-42666000, 9999975392

www.prathamonline.com

To upload scanned copy of Standard X / SSC / Equivalent Examination Worksheet. [Click here to upload](#) Uploaded Successfully

NOTE : The percentage of marks obtained by the candidate in X and XII Standard would be calculated based on the aggregate marks of all subjects that appear in the mark sheet/ grade sheet, irrespective of the Board's regulation. In case the candidates are awarded letter grades or grades points instead of marks, the conversion of grades to the percentage of marks would be based on the procedure certified by the Board/ Competent Authority explaining the method of conversion from where they have obtained the certificate.

Fill the class XII information and then click on save and next tab

Standard XII / HSC / Diploma/ Equivalent Details

*Have you completed Standard XII / HSC / Diploma/ Equivalent Course

Yes No

*Course Type

XII / Equivalent Diploma

NOTE : The percentage of marks obtained by the candidate in X and XII Standard would be calculated based on the aggregate marks of all subjects that appear in the mark sheet/ grade sheet, irrespective of the Board's regulation. In case the candidates are awarded letter grades or grades points instead of marks, the conversion of grades to the percentage of marks would be based on the procedure certified by the Board/ Competent Authority explaining the method of conversion from where they have obtained the certificate.

Activate Windows
Go to PC settings to activate Windows

Career Helpline: 011-42666000, 9999975392

www.prathamonline.com

Exam Centre City Preference

Choose your exam city and the Interview city preference

NOTE: You can select any three preferred cities for the IIM Indore examination. However, city allocation will be subject to availability.

*Preferred City 1 *Preferred City 2 *Preferred City 3

---Select--- ---Select--- ---Select---

Interview City Preference

NOTE: You can select any two preferred cities for the IIM Indore Interview. However, city allocation will be subject to availability.

Activate Windows
Go to PC settings to activate Windows.



Career Helpline: 011-42666000, 9999975392

www.prathamonline.com

Candidate Name

Gender

Category

Applicable Exam Fee Amount (Rs)

Female

General

3540


(inclusive of GST @ 18%)

NOTE : Please verify the details before submitting the Application.

Select the I agree checkbox and enter the captcha to move forward to payment gateway

I Agree

Preview



Type the text shown in the image above.
Enter 7 characters. No spaces.
No special characters.

Get New Image

Help

Activate Windows
Go to PC settings to activate Windows.

Career Helpline: 011-42666000, 9999975392

www.prathamonline.com



Credit Card >

Debit Card

Debit Card + ATM PIN

Internet Banking

Pay by Credit Card Pay by AmEx ezeClick

VISA MASTERCARD AMERICAN EXPRESS

Card Number
Enter card number

Expiration Date **CVV/CVC**

Month Year CVV/CVC

Card Holder Name
Enter card holder name

Merchant Name
Indian Institute of Management Indore

Payment Amount: ₹ 3540.00

Make Payment

Cancel

BillDesk

Payment options are available select as per your convenience and then click on Make payment tab

Activate Windows
Go to PC settings to activate Windows.

Career Helpline: 011-42666000, 9999975392

www.prathamonline.com

Keep information like Roll number/Registration ID etc and password safely for future reference.

Your Form Filling Process is complete. For any further queries please contact your respective Center Managers or Client Service Managers for Form Filling



Career Helpline: 011-42666000, 9999975392

www.prathamonline.com



PRATHAM : Lead the way...



SN	Service Zone	Helpline Contact No.	Service Manager Contact No.
1	South Delhi	011-42666000	9821383324, 9821398872
2	East Delhi , CP & Noida		9599211135
3	Central Delhi		9599961654
4	West Delhi		8130466119
5	North Delhi		9821398873

Career Helpline: 011-42666000, 9999975392

www.prathamonline.com